



2009-2010 GMT Quarterly Report for District (or Undistricted) **District 60 B ANTIGUA**

GMT: **Doctor CARLOS E JUSTINIAN**

Location: **ANTIGUA AND BARBUDA**

GMT CA: **3**

CLUBS

Club Results 2009-2010

Clubs 2008-2009

Month	New Club Goal	Actual New Clubs	Actual Dropped Clubs	Gain/Loss of Clubs	Gain/Loss of Clubs
Jul/Aug/Sep	0	0	0	0	0
Oct/Nov/Dec	0	0	0	0	0
Jan/Feb/Mar	0	0	0	0	0
Totals	0	0	0	0	0

Club Results 2009-2010

Goal, New, Dropped, Gain/Loss



MEMBERSHIP

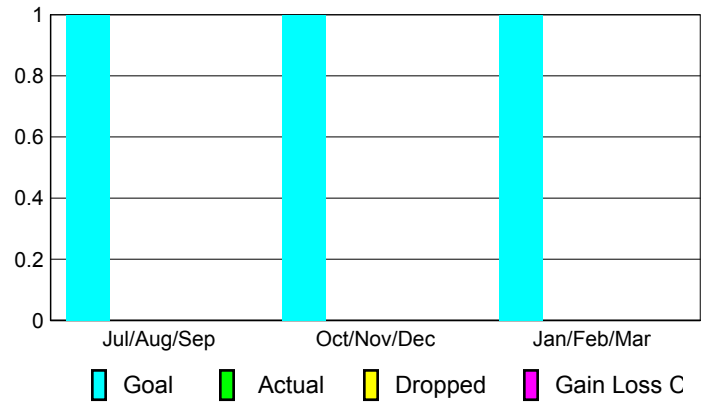
Membership Results 2009-2010
--

Membership 2008-2009

Month	Net Memb Goal	Actual New Memb	Actual Dropped Memb	Gain/Loss of Memb	Gain/Loss of Memb
Jul/Aug/Sep	1	0	0	0	0
Oct/Nov/Dec	1	0	0	0	-1
Jan/Feb/Mar	1	0	0	0	4
Totals	3	0	0	0	3


Membership Results 2009-2010

Goal, New, Dropped, Gain/Loss



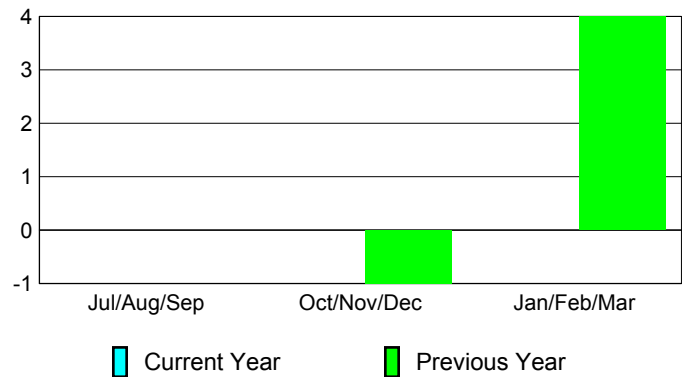
Comparison of Club Gain/Loss

Current Year Compared to the Previous Year




Comparison of Membership Gain/Loss

Current Year Compared to the Previous Year

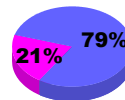


YTD Status Quo Clubs 2009-2010

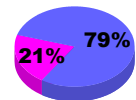
Status Quo Clubs Compared to Status Quo Members



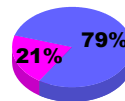
Gender Comparison 2009-2010



Jul/Aug/Sep



Oct/Nov/Dec



Jan/Feb/Mar

Male

Female



2009-2010 GMT Quarterly Report for District (or Undistricted) **District 60 B**

GMT: Doctor CARLOS E JUSTINIAN

Location: BARBADOS WEST INDIES

GMT CA: 3

CLUBS

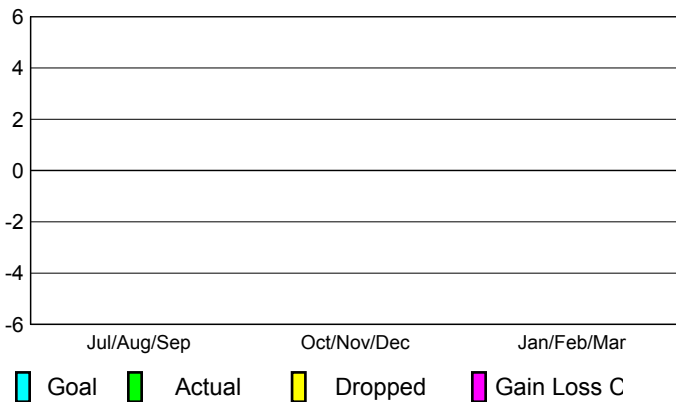
Club Results
2009-2010

Clubs
2008-2009

Month	New Club Goal	Actual New Clubs	Actual Dropped Clubs	Gain/Loss of Clubs	Gain/Loss of Clubs
Jul/Aug/Sep	0	0	0	0	0
Oct/Nov/Dec	0	0	0	0	0
Jan/Feb/Mar	0	0	0	0	0
Totals	0	0	0	0	0


Club Results 2009-2010

Goal, New, Dropped, Gain/Loss



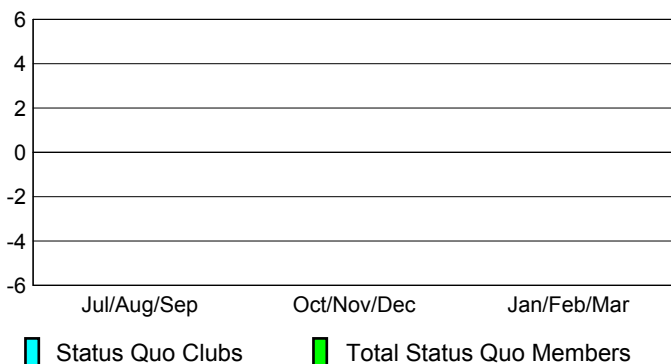
Comparison of Club Gain/Loss

Current Year Compared to the Previous Year



YTD Status Quo Clubs 2009-2010

Status Quo Clubs Compared to Status Quo Members



MEMBERSHIP

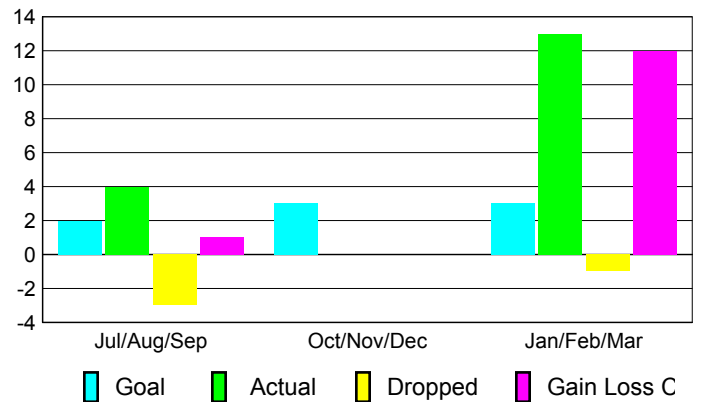
Membership Results
2009-2010

Membership
2008-2009

Month	Net Memb Goal	Actual New Memb	Actual Dropped Memb	Gain/Loss of Memb	Gain/Loss of Memb
Jul/Aug/Sep	2	4	-3	1	-7
Oct/Nov/Dec	3	0	0	0	-2
Jan/Feb/Mar	3	13	-1	12	0
Totals	8	17	-4	13	-9

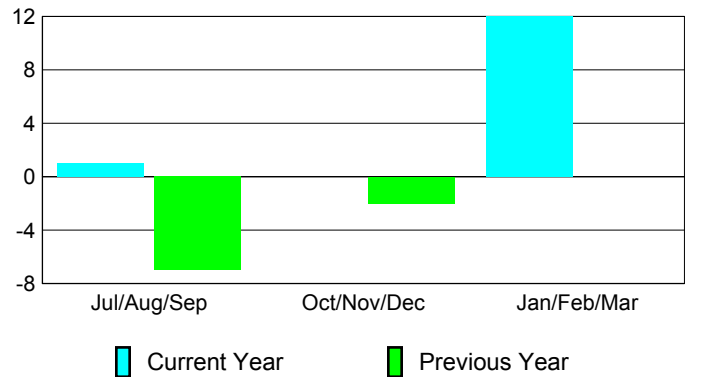
Membership Results 2009-2010

Goal, New, Dropped, Gain/Loss

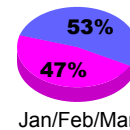
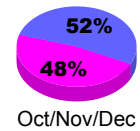
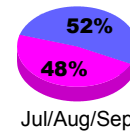


Comparison of Membership Gain/Loss

Current Year Compared to the Previous Year



Gender Comparison 2009-2010



Male

Female



2009-2010 GMT Quarterly Report for District (or Undistricted) **District 60 B BRITISH**

GMT: **Doctor CARLOS E JUSTINIAN**

Location: **BRITISH VIRGIN ISLS**

GMT CA: **3**

CLUBS

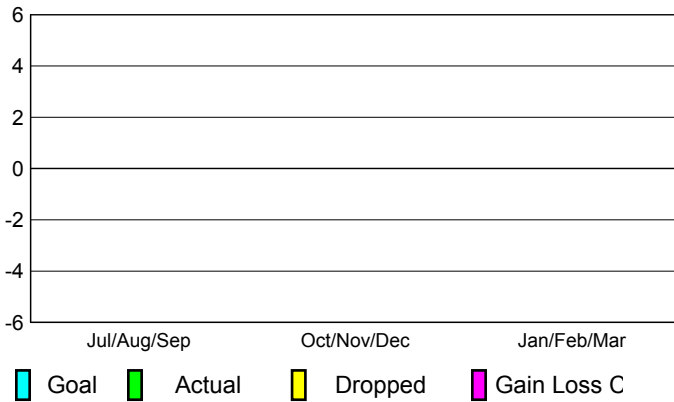
**Club Results
2009-2010**

**Clubs
2008-2009**

Month	New Club Goal	Actual New Clubs	Actual Dropped Clubs	Gain/Loss of Clubs	Gain/Loss of Clubs
Jul/Aug/Sep	0	0	0	0	0
Oct/Nov/Dec	0	0	0	0	0
Jan/Feb/Mar	0	0	0	0	0
Totals	0	0	0	0	0

Club Results 2009-2010

Goal, New, Dropped, Gain/Loss



MEMBERSHIP

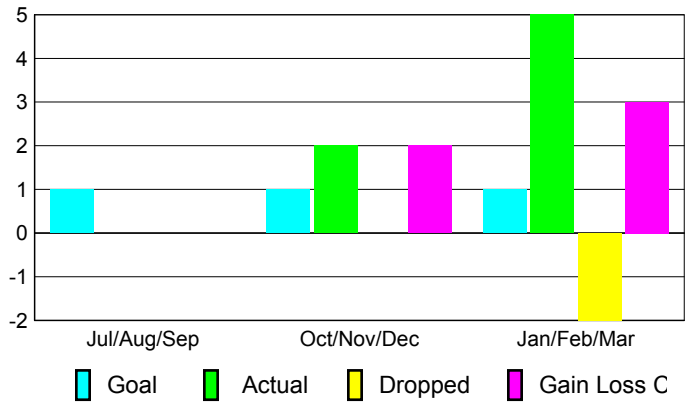
**Membership Results
2009-2010**

**Membership
2008-2009**

Month	Net Memb Goal	Actual New Memb	Actual Dropped Memb	Gain/Loss of Memb	Gain/Loss of Memb
Jul/Aug/Sep	1	0	0	0	2
Oct/Nov/Dec	1	2	0	2	0
Jan/Feb/Mar	1	5	-2	3	0
Totals	3	7	-2	5	2


Membership Results 2009-2010

Goal, New, Dropped, Gain/Loss



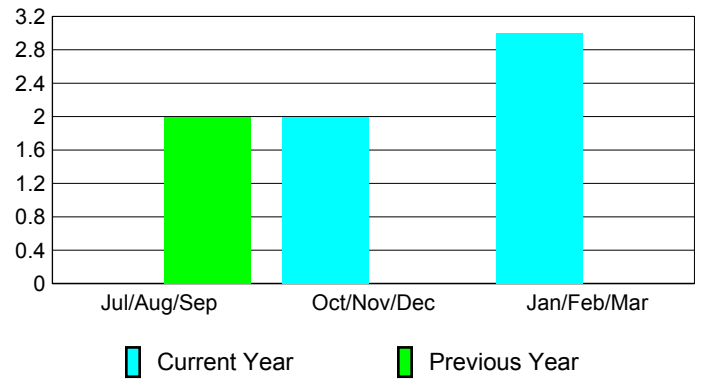
Comparison of Club Gain/Loss

Current Year Compared to the Previous Year




Comparison of Membership Gain/Loss

Current Year Compared to the Previous Year

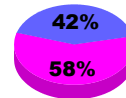


YTD Status Quo Clubs 2009-2010

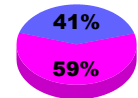
Status Quo Clubs Compared to Status Quo Members



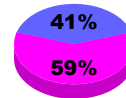
Gender Comparison 2009-2010



Jul/Aug/Sep



Oct/Nov/Dec



Jan/Feb/Mar

Male

Female



2009-2010 GMT Quarterly Report for District (or Undistricted) **District 60 B**

GMT: **Doctor CARLOS E JUSTINIAN**

Location: **DOMINICA WEST INDIES**

GMT CA: **3**

CLUBS

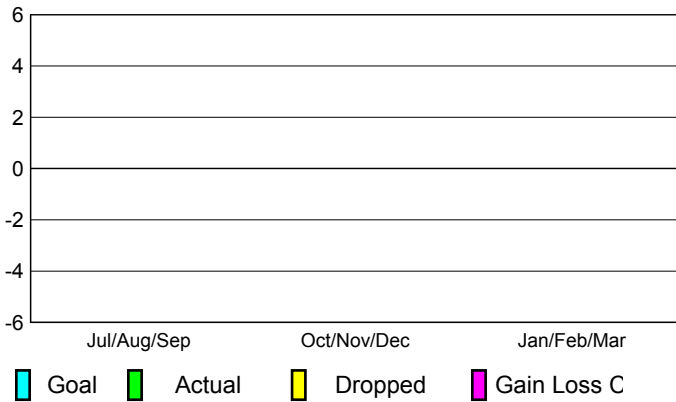
**Club Results
2009-2010**

**Clubs
2008-2009**

Month	New Club Goal	Actual New Clubs	Actual Dropped Clubs	Gain/Loss of Clubs	Gain/Loss of Clubs
Jul/Aug/Sep	0	0	0	0	-1
Oct/Nov/Dec	0	0	0	0	0
Jan/Feb/Mar	0	0	0	0	0
Totals	0	0	0	0	-1

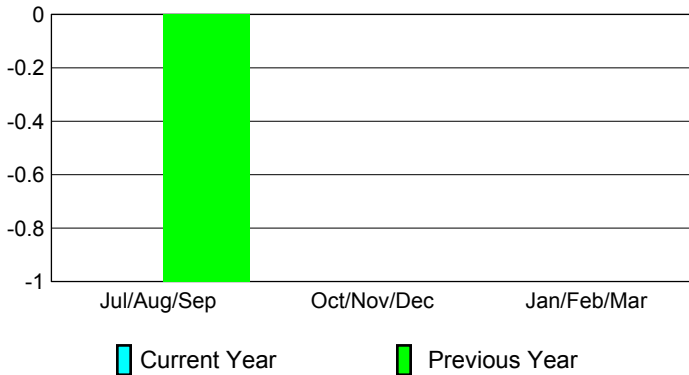
Club Results 2009-2010

Goal, New, Dropped, Gain/Loss



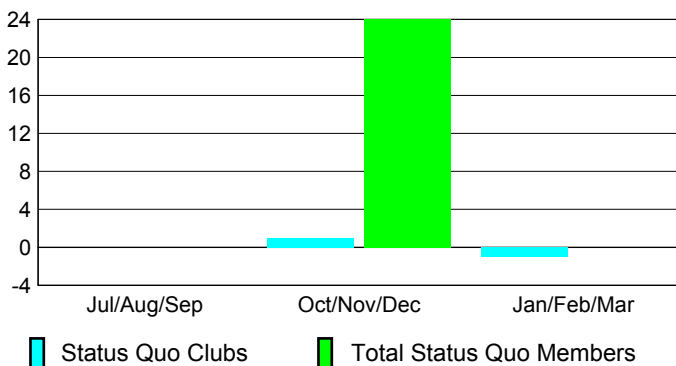
Comparison of Club Gain/Loss

Current Year Compared to the Previous Year



YTD Status Quo Clubs 2009-2010

Status Quo Clubs Compared to Status Quo Members



MEMBERSHIP

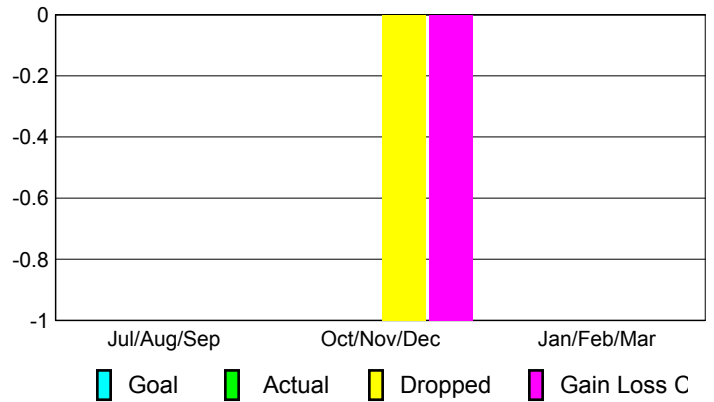
**Membership Results
2009-2010**

**Membership
2008-2009**

Month	Net Memb Goal	Actual New Memb	Actual Dropped Memb	Gain/Loss of Memb	Gain/Loss of Memb
Jul/Aug/Sep	0	0	0	0	-13
Oct/Nov/Dec	0	0	-1	-1	0
Jan/Feb/Mar	0	0	0	0	-2
Totals	0	0	-1	-1	-15

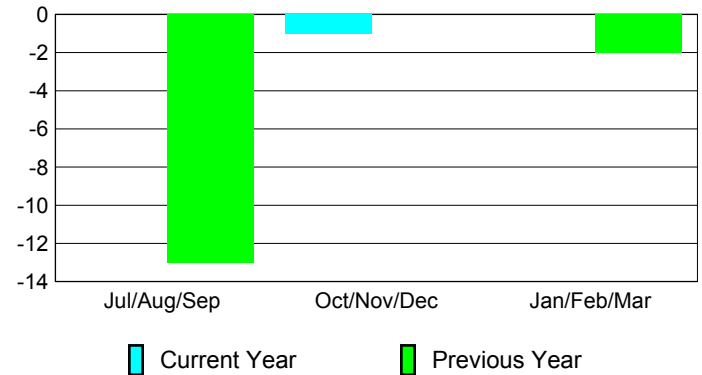
Membership Results 2009-2010

Goal, New, Dropped, Gain/Loss

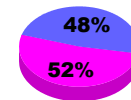


Comparison of Membership Gain/Loss

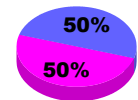
Current Year Compared to the Previous Year



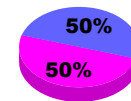
Gender Comparison 2009-2010



Jul/Aug/Sep



Oct/Nov/Dec



Jan/Feb/Mar

Male

Female



2009-2010 GMT Quarterly Report for District (or Undistricted) **District 60 B**

GMT: **Doctor CARLOS E JUSTINIAN**

Location: **GRENADA**

GMT CA: **3**

CLUBS

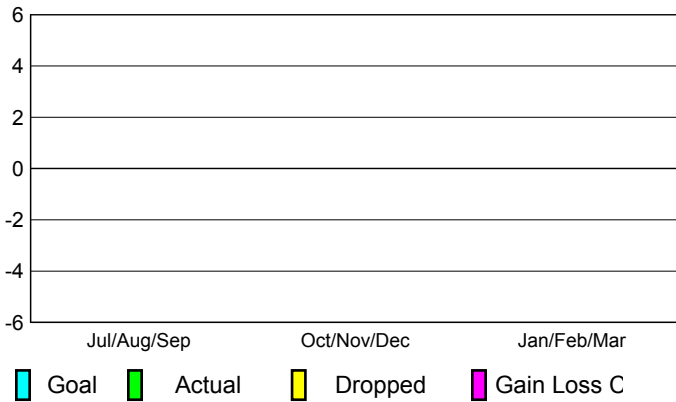
**Club Results
2009-2010**

**Clubs
2008-2009**

Month	New Club Goal	Actual New Clubs	Actual Dropped Clubs	Gain/Loss of Clubs	Gain/Loss of Clubs
Jul/Aug/Sep	0	0	0	0	-1
Oct/Nov/Dec	0	0	0	0	1
Jan/Feb/Mar	0	0	0	0	0
Totals	0	0	0	0	0

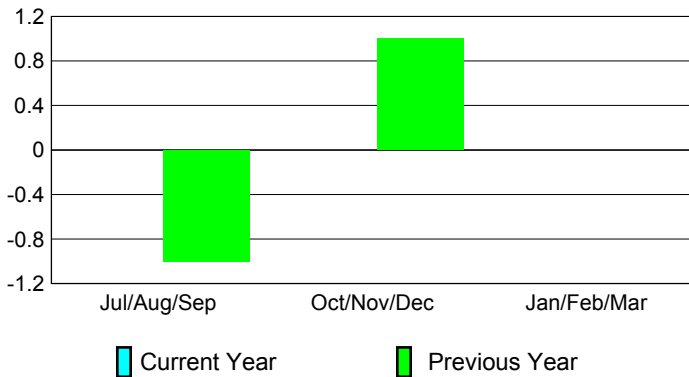
Club Results 2009-2010

Goal, New, Dropped, Gain/Loss




Comparison of Club Gain/Loss

Current Year Compared to the Previous Year



YTD Status Quo Clubs 2009-2010

Status Quo Clubs Compared to Status Quo Members



MEMBERSHIP

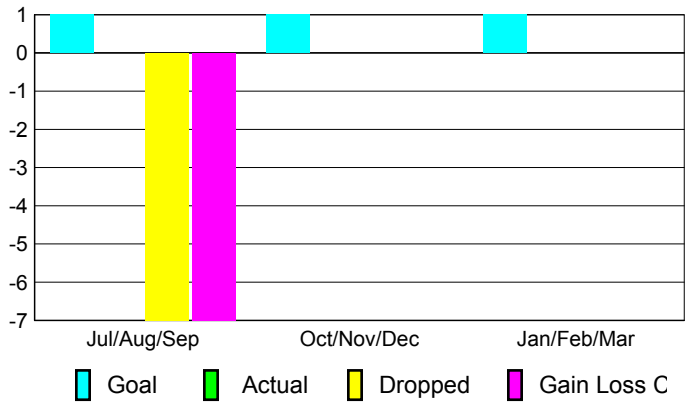
**Membership Results
2009-2010**

**Membership
2008-2009**

Month	Net Memb Goal	Actual New Memb	Actual Dropped Memb	Gain/Loss of Memb	Gain/Loss of Memb
Jul/Aug/Sep	1	0	-7	-7	-27
Oct/Nov/Dec	1	0	0	0	27
Jan/Feb/Mar	1	0	0	0	0
Totals	3	0	-7	-7	0

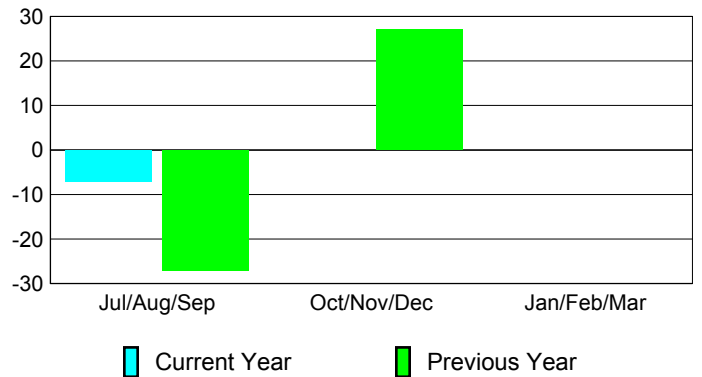
Membership Results 2009-2010

Goal, New, Dropped, Gain/Loss

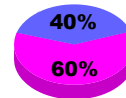


Comparison of Membership Gain/Loss

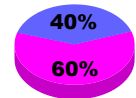
Current Year Compared to the Previous Year



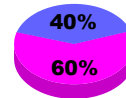
Gender Comparison 2009-2010



Jul/Aug/Sep



Oct/Nov/Dec



Jan/Feb/Mar

Male

Female



2009-2010 GMT Quarterly Report for District (or Undistricted) **District 60 B CAYMAN**

GMT: **Doctor CARLOS E JUSTINIAN**

Location: **CAYMAN ISLANDS**

GMT CA: **3**

CLUBS

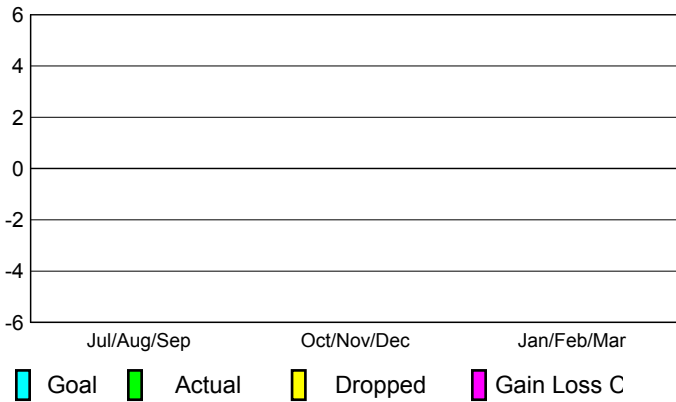
**Club Results
2009-2010**

**Clubs
2008-2009**

Month	New Club	Actual New	Actual Dropped	Gain/Loss of	Gain/Loss of
	Goal	Clubs	Clubs	Clubs	Clubs
Jul/Aug/Sep	0	0	0	0	0
Oct/Nov/Dec	0	0	0	0	0
Jan/Feb/Mar	0	0	0	0	0
Totals	0	0	0	0	0

Club Results 2009-2010

Goal, New, Dropped, Gain/Loss



MEMBERSHIP

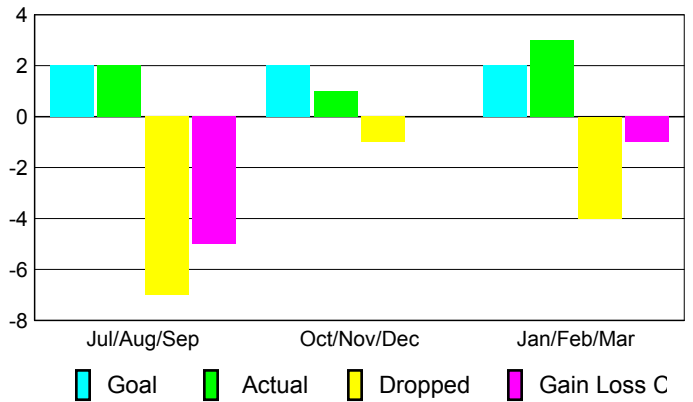
**Membership Results
2009-2010**

**Membership
2008-2009**

Month	Net Memb	Actual New	Actual Dropped	Gain/Loss of	Gain/Loss of
	Goal	Memb	Memb	Memb	Memb
Jul/Aug/Sep	2	2	-7	-5	-2
Oct/Nov/Dec	2	1	-1	0	0
Jan/Feb/Mar	2	3	-4	-1	1
Totals	6	6	-12	-6	-1


Membership Results 2009-2010

Goal, New, Dropped, Gain/Loss



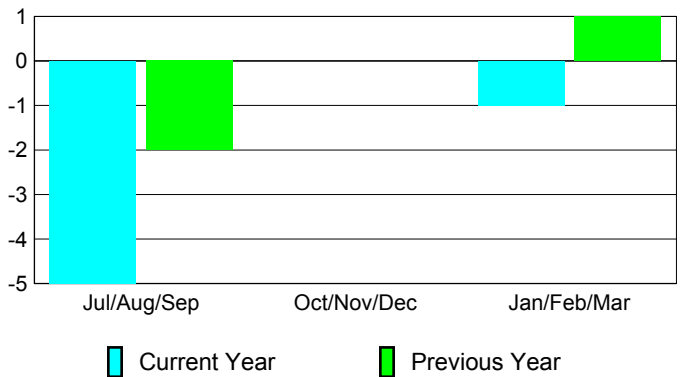
Comparison of Club Gain/Loss

Current Year Compared to the Previous Year



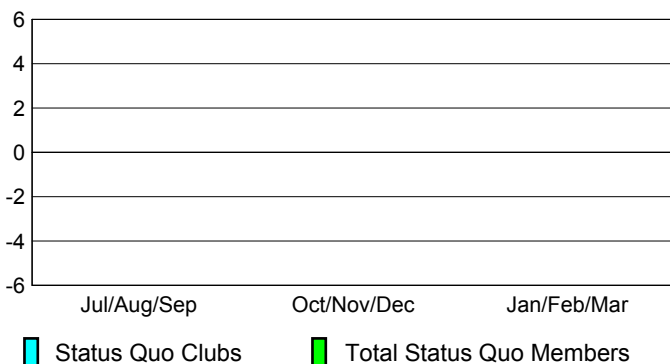
Comparison of Membership Gain/Loss

Current Year Compared to the Previous Year

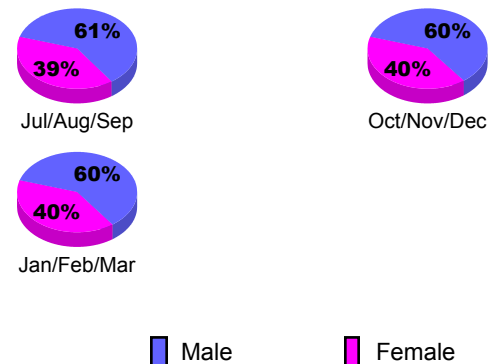


YTD Status Quo Clubs 2009-2010

Status Quo Clubs Compared to Status Quo Members



Gender Comparison 2009-2010





2009-2010 GMT Quarterly Report for District (or Undistricted) **District 60 B ST**

GMT: Doctor CARLOS E JUSTINIAN

Location: ST VINCENT

GMT CA: 3

CLUBS

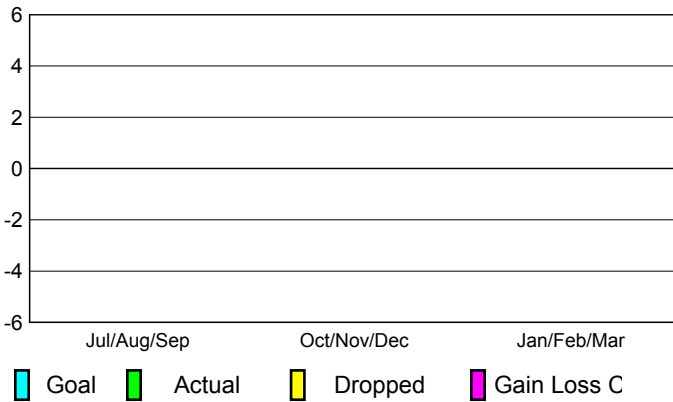
Club Results
2009-2010

Clubs
2008-2009

Month	New Club Goal	Actual New Clubs	Actual Dropped Clubs	Gain/Loss of Clubs	Gain/Loss of Clubs
Jul/Aug/Sep	0	0	0	0	0
Oct/Nov/Dec	0	0	0	0	0
Jan/Feb/Mar	0	0	0	0	-1
Totals	0	0	0	0	-1


Club Results 2009-2010

Goal, New, Dropped, Gain/Loss



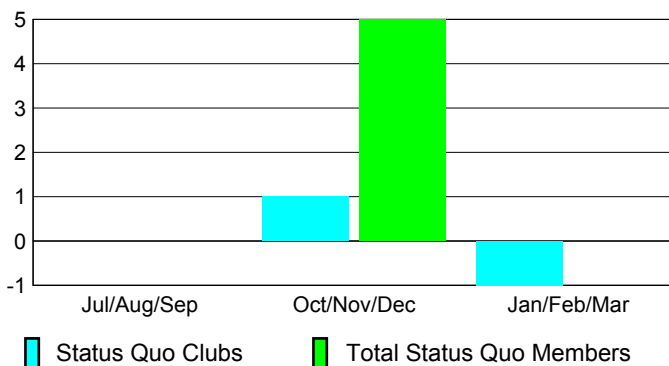
Comparison of Club Gain/Loss

Current Year Compared to the Previous Year



YTD Status Quo Clubs 2009-2010

Status Quo Clubs Compared to Status Quo Members



MEMBERSHIP

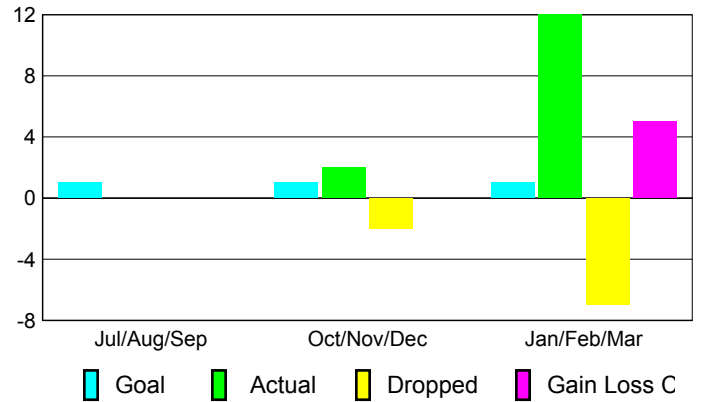
Membership Results
2009-2010

Membership
2008-2009

Month	Net Memb Goal	Actual New Memb	Actual Dropped Memb	Gain/Loss of Memb	Gain/Loss of Memb
Jul/Aug/Sep	1	0	0	0	2
Oct/Nov/Dec	1	2	-2	0	-3
Jan/Feb/Mar	1	12	-7	5	-13
Totals	3	14	-9	5	-14

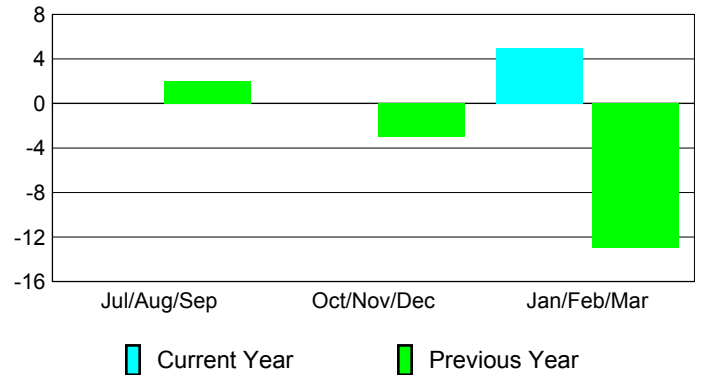
Membership Results 2009-2010

Goal, New, Dropped, Gain/Loss

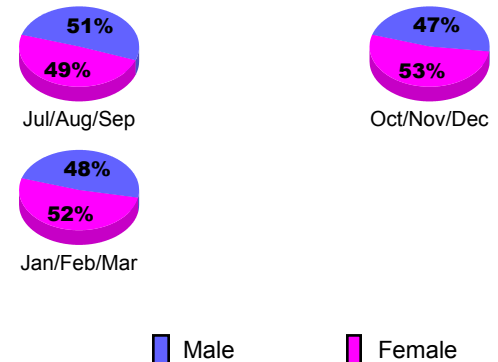


Comparison of Membership Gain/Loss

Current Year Compared to the Previous Year



Gender Comparison 2009-2010





2009-2010 GMT Quarterly Report for District (or Undistricted) **District 60 B JAMAICA**

GMT: **Doctor CARLOS E JUSTINIAN**

Location: **JAMAICA**

GMT CA: **3**

CLUBS

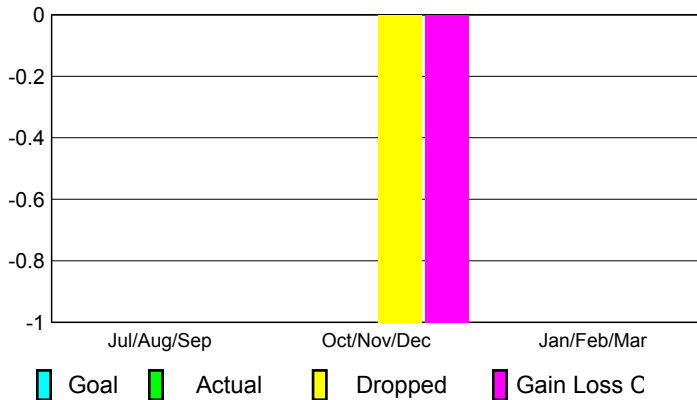
**Club Results
2009-2010**

**Clubs
2008-2009**

Month	New Club Goal	Actual New Clubs	Actual Dropped Clubs	Gain/Loss of Clubs	Gain/Loss of Clubs
Jul/Aug/Sep	0	0	0	0	0
Oct/Nov/Dec	0	0	-1	-1	-1
Jan/Feb/Mar	0	0	0	0	0
Totals	0	0	-1	-1	-1

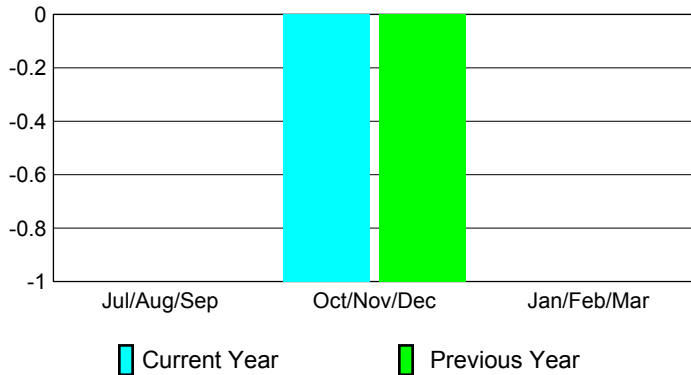
Club Results 2009-2010

Goal, New, Dropped, Gain/Loss



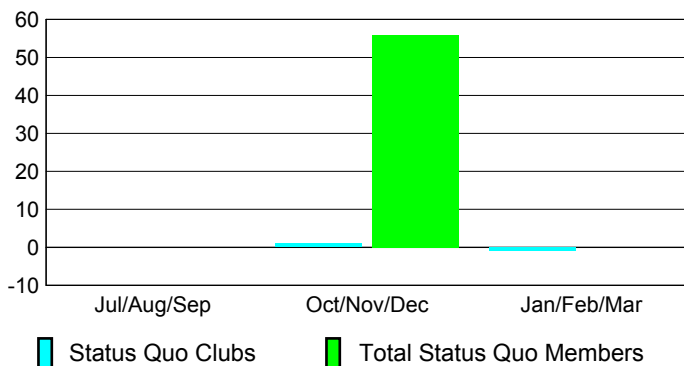
Comparison of Club Gain/Loss

Current Year Compared to the Previous Year



YTD Status Quo Clubs 2009-2010

Status Quo Clubs Compared to Status Quo Members



MEMBERSHIP

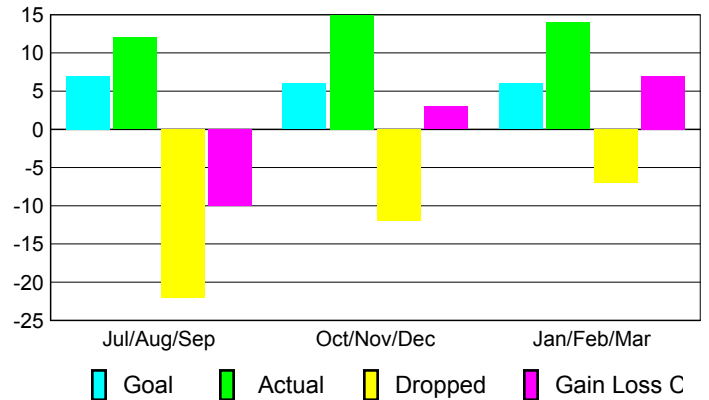
**Membership Results
2009-2010**

**Membership
2008-2009**

Month	Net Memb Goal	Actual New Memb	Actual Dropped Memb	Gain/Loss of Memb	Gain/Loss of Memb
Jul/Aug/Sep	7	12	-22	-10	-5
Oct/Nov/Dec	6	15	-12	3	-30
Jan/Feb/Mar	6	14	-7	7	-1
Totals	19	41	-41	0	-36

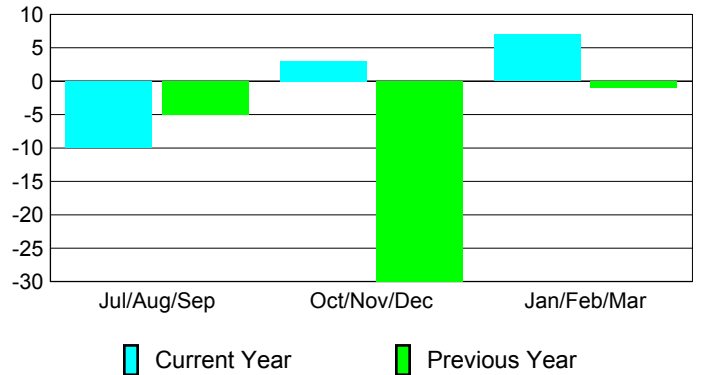
Membership Results 2009-2010

Goal, New, Dropped, Gain/Loss

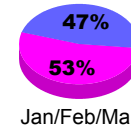
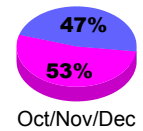
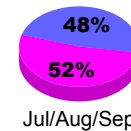


Comparison of Membership Gain/Loss

Current Year Compared to the Previous Year



Gender Comparison 2009-2010



Male

Female



2009-2010 GMT Quarterly Report for District (or Undistricted) **District 60 B**

GMT: **Doctor CARLOS E JUSTINIAN**

Location: **ANGUILLA**

GMT CA: **3**

CLUBS

**Club Results
2009-2010**

**Clubs
2008-2009**

Month	New Club Goal	Actual New Clubs	Actual Dropped Clubs	Gain/Loss of Clubs	Gain/Loss of Clubs
Jul/Aug/Sep	0	0	0	0	0
Oct/Nov/Dec	0	0	0	0	0
Jan/Feb/Mar	0	0	0	0	0
Totals	0	0	0	0	0

Club Results 2009-2010

Goal, New, Dropped, Gain/Loss



Comparison of Club Gain/Loss

Current Year Compared to the Previous Year



YTD Status Quo Clubs 2009-2010

Status Quo Clubs Compared to Status Quo Members



MEMBERSHIP

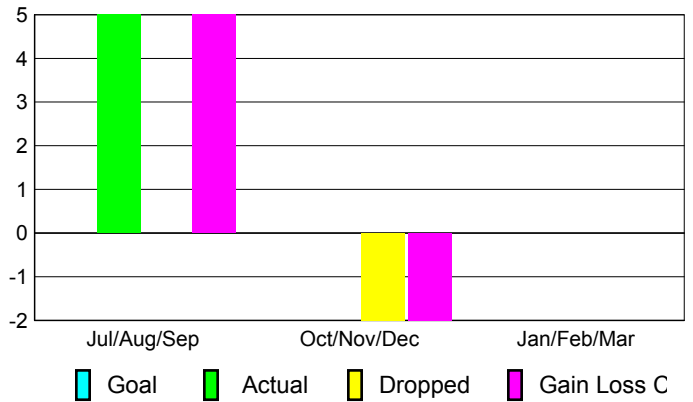
**Membership Results
2009-2010**

**Membership
2008-2009**

Month	Net Memb Goal	Actual New Memb	Actual Dropped Memb	Gain/Loss of Memb	Gain/Loss of Memb
Jul/Aug/Sep	0	5	0	5	0
Oct/Nov/Dec	0	0	-2	-2	0
Jan/Feb/Mar	0	0	0	0	0
Totals	0	5	-2	3	0

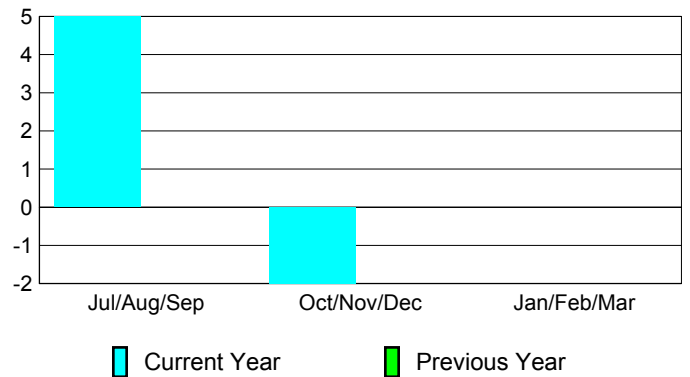
Membership Results 2009-2010

Goal, New, Dropped, Gain/Loss

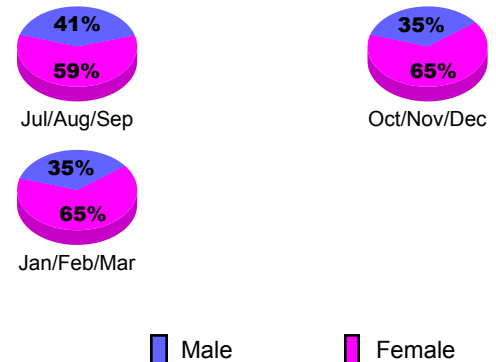


Comparison of Membership Gain/Loss

Current Year Compared to the Previous Year



Gender Comparison 2009-2010





2009-2010 GMT Quarterly Report for District (or Undistricted) **District 60 B NETH**

GMT: **Doctor CARLOS E JUSTINIAN**

Location: **NETH ANTILLES**

GMT CA: **3**

CLUBS

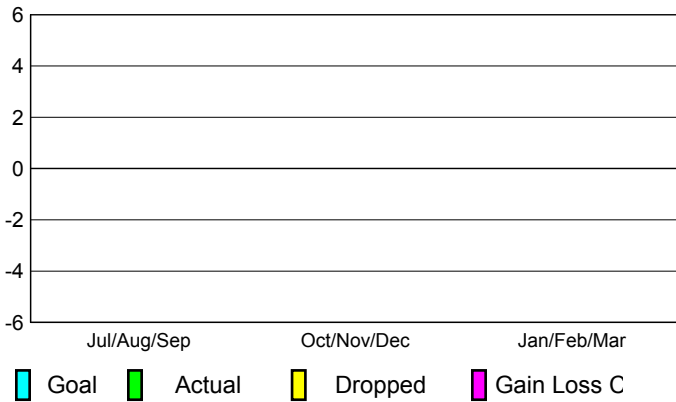
**Club Results
2009-2010**

**Clubs
2008-2009**

Month	New Club Goal	Actual New Clubs	Actual Dropped Clubs	Gain/Loss of Clubs	Gain/Loss of Clubs
Jul/Aug/Sep	0	0	0	0	0
Oct/Nov/Dec	0	0	0	0	0
Jan/Feb/Mar	0	0	0	0	0
Totals	0	0	0	0	0

Club Results 2009-2010

Goal, New, Dropped, Gain/Loss



MEMBERSHIP

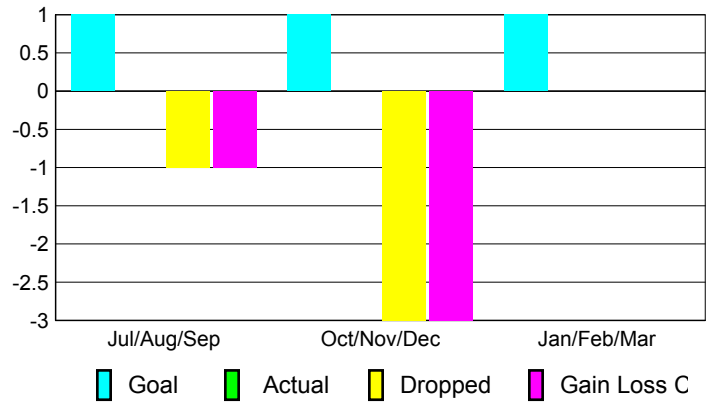
**Membership Results
2009-2010**

**Membership
2008-2009**

Month	Net Memb Goal	Actual New Memb	Actual Dropped Memb	Gain/Loss of Memb	Gain/Loss of Memb
Jul/Aug/Sep	1	0	-1	-1	-1
Oct/Nov/Dec	1	0	-3	-3	0
Jan/Feb/Mar	1	0	0	0	6
Totals	3	0	-4	-4	5


Membership Results 2009-2010

Goal, New, Dropped, Gain/Loss



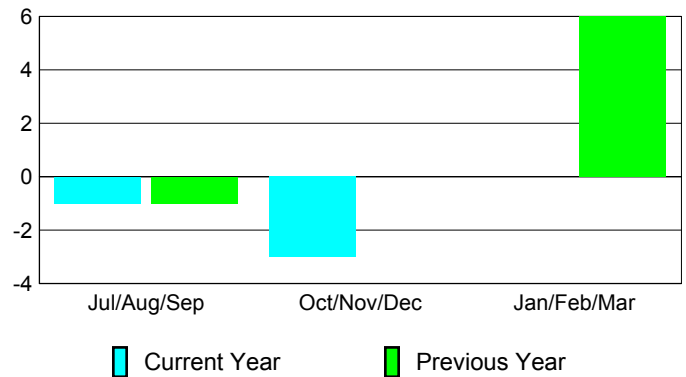
Comparison of Club Gain/Loss

Current Year Compared to the Previous Year




Comparison of Membership Gain/Loss

Current Year Compared to the Previous Year

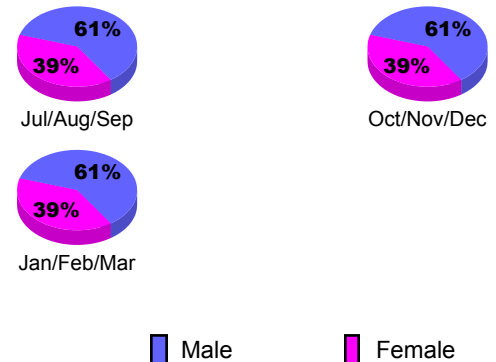


YTD Status Quo Clubs 2009-2010

Status Quo Clubs Compared to Status Quo Members



Gender Comparison 2009-2010





2009-2010 GMT Quarterly Report for District (or Undistricted) **District 60 B ST**

GMT: Doctor CARLOS E JUSTINIAN

Location: ST CHRISTOPHER NEVIS

GMT CA: 3

CLUBS

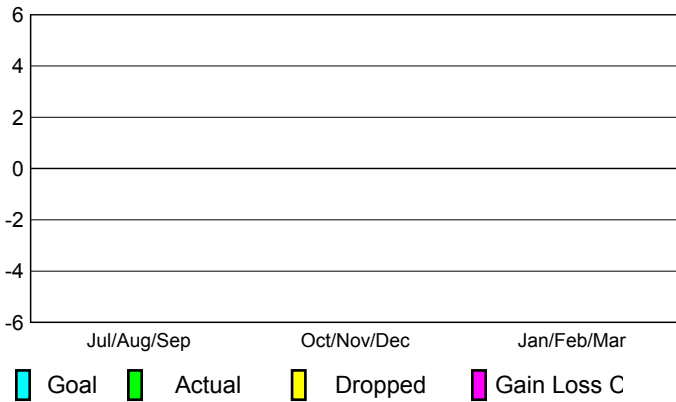
Club Results
2009-2010

Clubs
2008-2009

Month	New Club Goal	Actual New Clubs	Actual Dropped Clubs	Gain/Loss of Clubs	Gain/Loss of Clubs
Jul/Aug/Sep	0	0	0	0	0
Oct/Nov/Dec	0	0	0	0	0
Jan/Feb/Mar	0	0	0	0	0
Totals	0	0	0	0	0


Club Results 2009-2010

Goal, New, Dropped, Gain/Loss




Comparison of Club Gain/Loss

Current Year Compared to the Previous Year



YTD Status Quo Clubs 2009-2010

Status Quo Clubs Compared to Status Quo Members



MEMBERSHIP

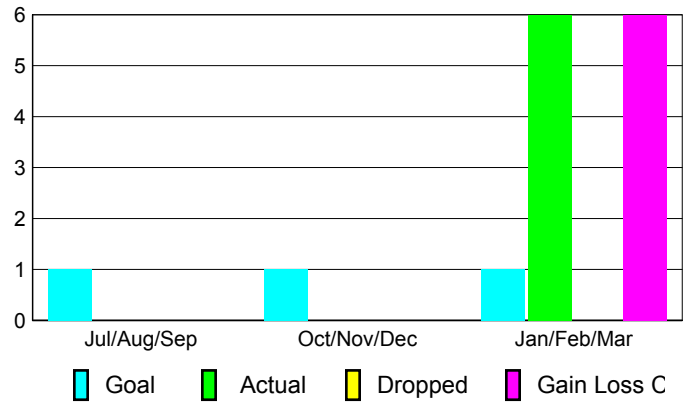
Membership Results
2009-2010

Membership
2008-2009

Month	Net Memb Goal	Actual New Memb	Actual Dropped Memb	Gain/Loss of Memb	Gain/Loss of Memb
Jul/Aug/Sep	1	0	0	0	1
Oct/Nov/Dec	1	0	0	0	-2
Jan/Feb/Mar	1	6	0	6	25
Totals	3	6	0	6	24

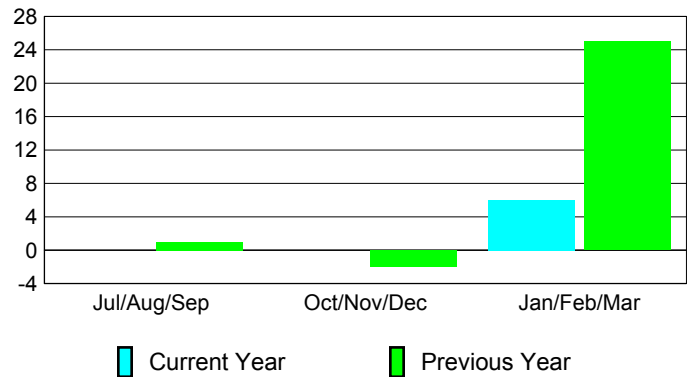
Membership Results 2009-2010

Goal, New, Dropped, Gain/Loss

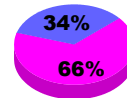


Comparison of Membership Gain/Loss

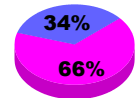
Current Year Compared to the Previous Year



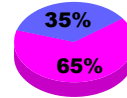
Gender Comparison 2009-2010



Jul/Aug/Sep



Oct/Nov/Dec



Jan/Feb/Mar

Male

Female



2009-2010 GMT Quarterly Report for District (or Undistricted) **District 60 B ST LUCIA**

GMT: **Doctor CARLOS E JUSTINIAN**

Location: **ST LUCIA WEST INDIES**

GMT CA: **3**

CLUBS

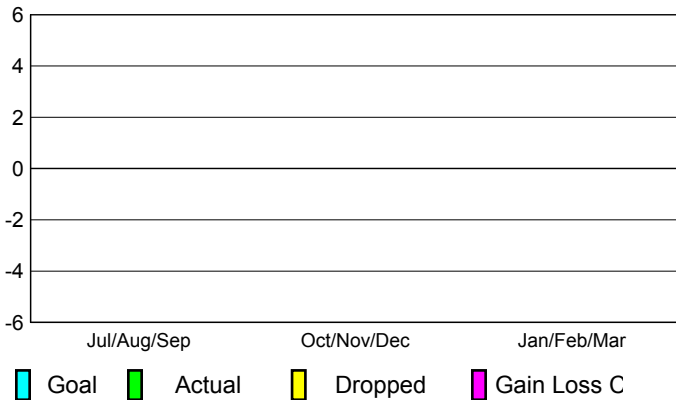
Club Results
2009-2010

Clubs
2008-2009

Month	New Club Goal	Actual New Clubs	Actual Dropped Clubs	Gain/Loss of Clubs	Gain/Loss of Clubs
Jul/Aug/Sep	0	0	0	0	0
Oct/Nov/Dec	0	0	0	0	0
Jan/Feb/Mar	0	0	0	0	0
Totals	0	0	0	0	0


Club Results 2009-2010

Goal, New, Dropped, Gain/Loss



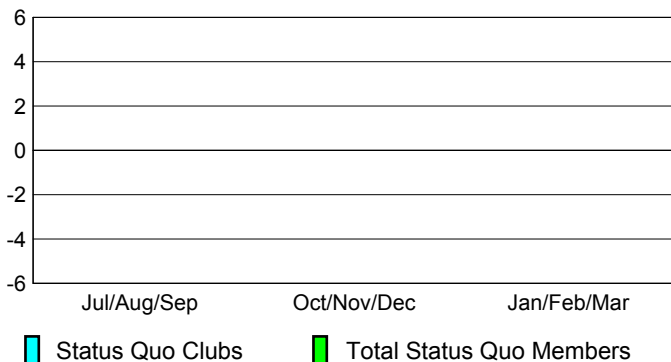
Comparison of Club Gain/Loss

Current Year Compared to the Previous Year



YTD Status Quo Clubs 2009-2010

Status Quo Clubs Compared to Status Quo Members



MEMBERSHIP

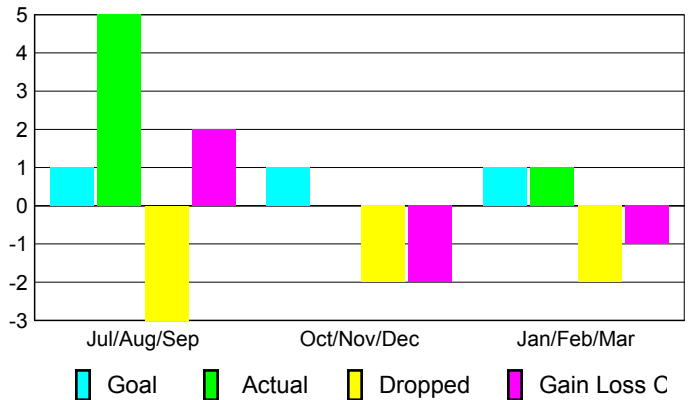
Membership Results
2009-2010

Membership
2008-2009

Month	Net Memb Goal	Actual New Memb	Actual Dropped Memb	Gain/Loss of Memb	Gain/Loss of Memb
Jul/Aug/Sep	1	5	-3	2	0
Oct/Nov/Dec	1	0	-2	-2	-6
Jan/Feb/Mar	1	1	-2	-1	0
Totals	3	6	-7	-1	-6

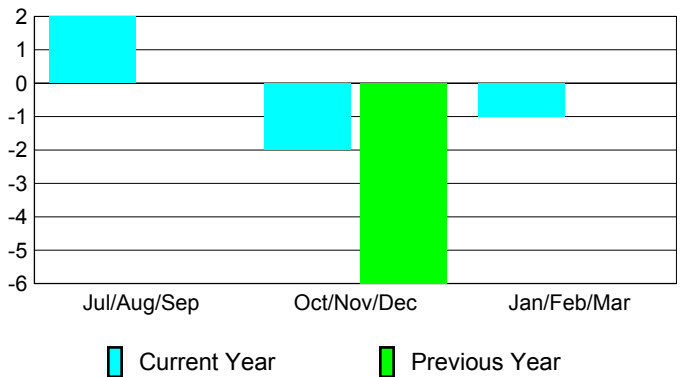
Membership Results 2009-2010

Goal, New, Dropped, Gain/Loss

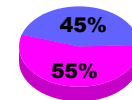


Comparison of Membership Gain/Loss

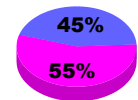
Current Year Compared to the Previous Year



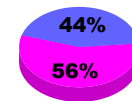
Gender Comparison 2009-2010



Jul/Aug/Sep



Oct/Nov/Dec



Jan/Feb/Mar

Male

Female



2009-2010 GMT Quarterly Report for District (or Undistricted) **District 60 B U S**

GMT: Doctor CARLOS E JUSTINIAN

Location: U S VIRGIN ISLANDS

GMT CA: 3

CLUBS

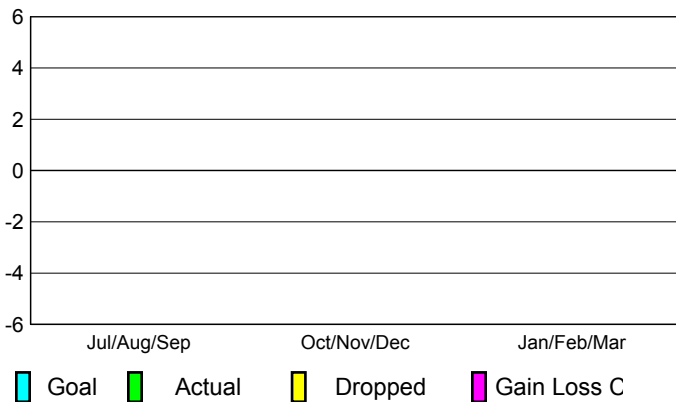
Club Results
2009-2010

Clubs
2008-2009

Month	New Club Goal	Actual New Clubs	Actual Dropped Clubs	Gain/Loss of Clubs	Gain/Loss of Clubs
Jul/Aug/Sep	0	0	0	0	0
Oct/Nov/Dec	0	0	0	0	0
Jan/Feb/Mar	0	0	0	0	0
Totals	0	0	0	0	0


Club Results 2009-2010

Goal, New, Dropped, Gain/Loss



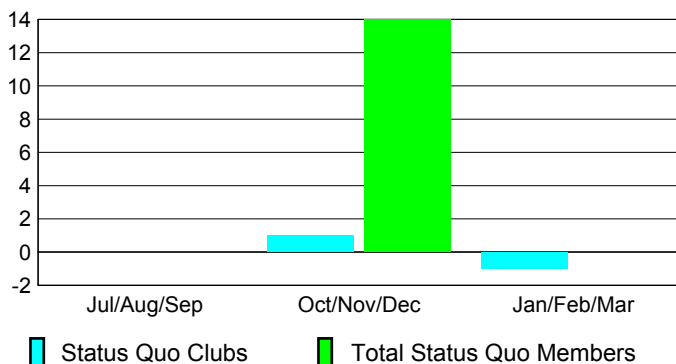
Comparison of Club Gain/Loss

Current Year Compared to the Previous Year



YTD Status Quo Clubs 2009-2010

Status Quo Clubs Compared to Status Quo Members



MEMBERSHIP

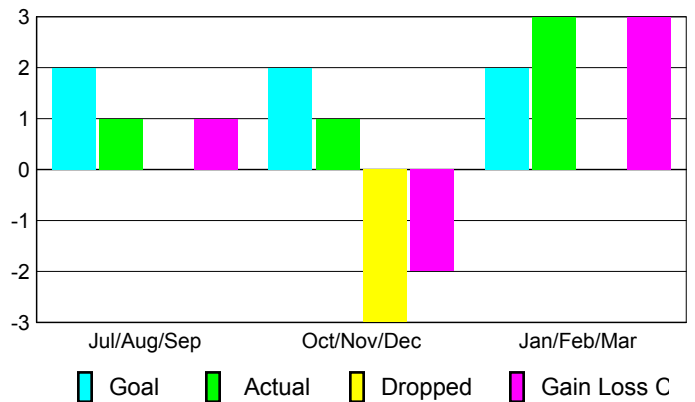
Membership Results
2009-2010

Membership
2008-2009

Month	Net Memb Goal	Actual New Memb	Actual Dropped Memb	Gain/Loss of Memb	Gain/Loss of Memb
Jul/Aug/Sep	2	1	0	1	-1
Oct/Nov/Dec	2	1	-3	-2	-1
Jan/Feb/Mar	2	3	0	3	0
Totals	6	5	-3	2	-2

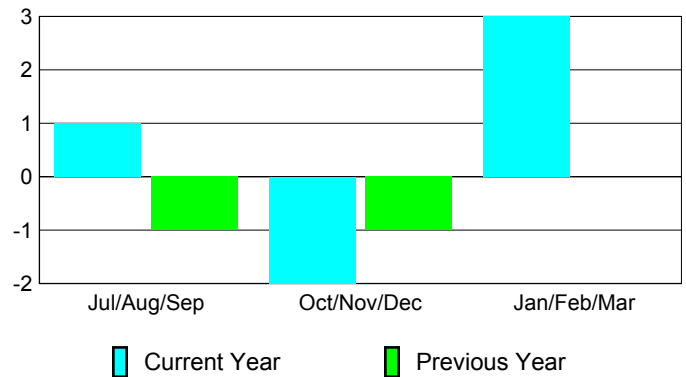
Membership Results 2009-2010

Goal, New, Dropped, Gain/Loss

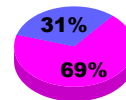


Comparison of Membership Gain/Loss

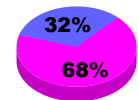
Current Year Compared to the Previous Year



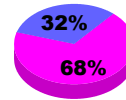
Gender Comparison 2009-2010



Jul/Aug/Sep



Oct/Nov/Dec



Jan/Feb/Mar

Male

Female



2009-2010 GMT Quarterly Report for District (or Undistricted) **District 60 B**

GMT: **Doctor CARLOS E JUSTINIAN**

Location: **MONTERRAT BWI**

GMT CA: **3**

CLUBS

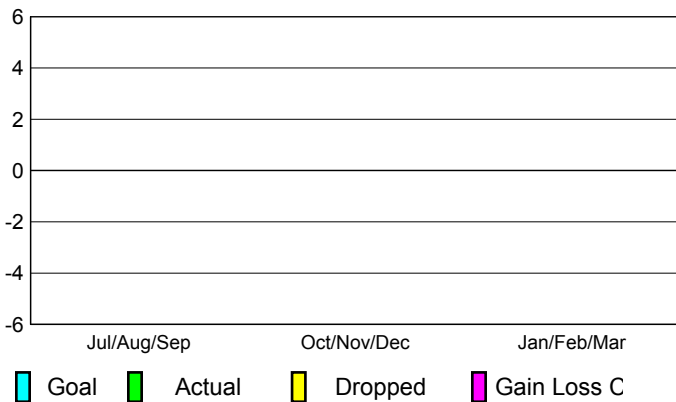
**Club Results
2009-2010**

**Clubs
2008-2009**

Month	New Club Goal	Actual New Clubs	Actual Dropped Clubs	Gain/Loss of Clubs	Gain/Loss of Clubs
Jul/Aug/Sep	0	0	0	0	0
Oct/Nov/Dec	0	0	0	0	0
Jan/Feb/Mar	0	0	0	0	0
Totals	0	0	0	0	0


Club Results 2009-2010

Goal, New, Dropped, Gain/Loss



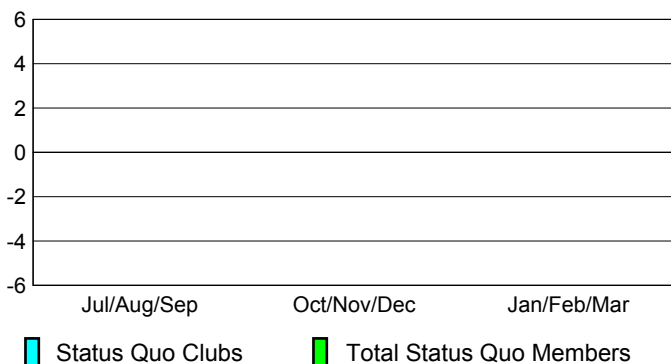
Comparison of Club Gain/Loss

Current Year Compared to the Previous Year



YTD Status Quo Clubs 2009-2010

Status Quo Clubs Compared to Status Quo Members



MEMBERSHIP

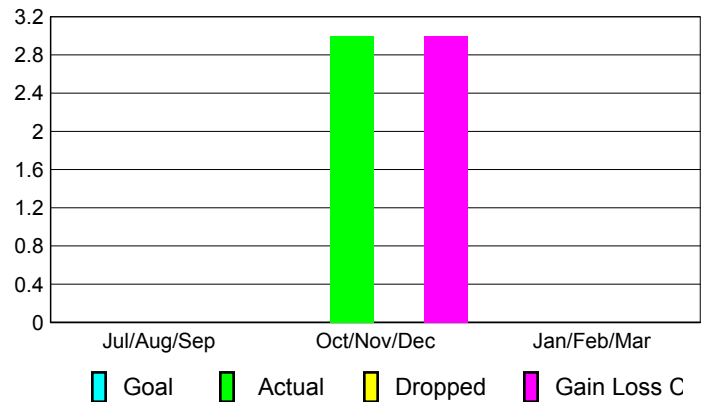
**Membership Results
2009-2010**

**Membership
2008-2009**

Month	Net Memb Goal	Actual New Memb	Actual Dropped Memb	Gain/Loss of Memb	Gain/Loss of Memb
Jul/Aug/Sep	0	0	0	0	0
Oct/Nov/Dec	0	3	0	3	0
Jan/Feb/Mar	0	0	0	0	0
Totals	0	3	0	3	0

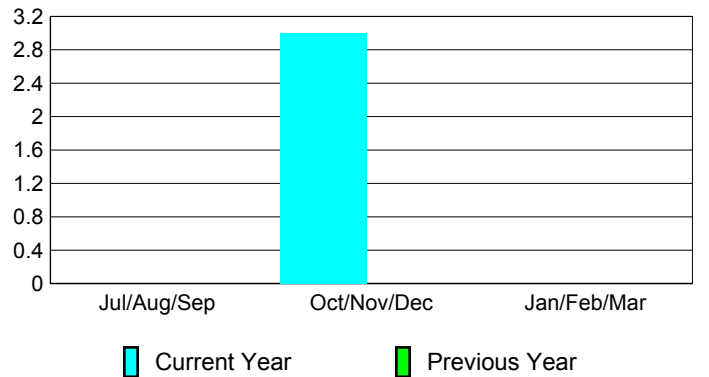
Membership Results 2009-2010

Goal, New, Dropped, Gain/Loss

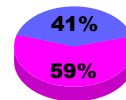


Comparison of Membership Gain/Loss

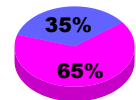
Current Year Compared to the Previous Year



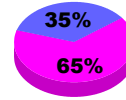
Gender Comparison 2009-2010



Jul/Aug/Sep



Oct/Nov/Dec



Jan/Feb/Mar

Male

Female